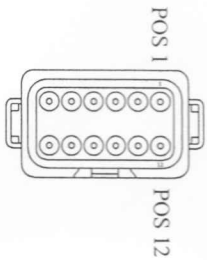
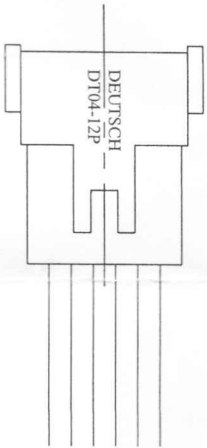


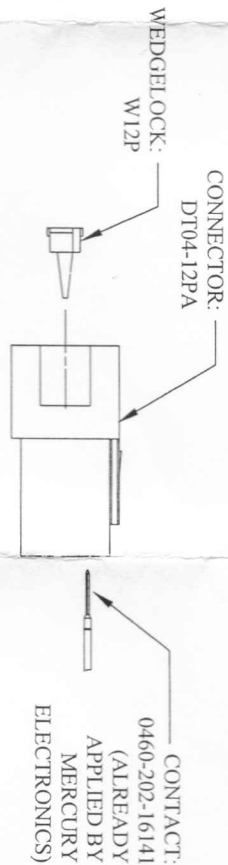
PARTS NEEDED:

CONNECTOR: DT04-12PA
 WEDGELOCK: W12P
 SEAL PLUG: 114017 (2X)
 WIRE (SEE CHART)

POS	WIRE COLOR	DETAIL
1	RED/BLK	RED/BLK (18 AWG RED/BLK) FROM TP-B
2	BLK	BLK (18 AWG BLK) FROM TP-C
3	BLU/BLK	BLU/BLK (18 AWG BLU/BLK) FROM TP-B
4	ORG/BLK	ORG/BLK (18 AWG ORG/BLK) FROM TP-B
5	YEL/BLK	YEL/BLK (18 AWG YEL/BLK) FROM TP-C
6	BRN	BRN (18 AWG BRN) FROM TP-A
7	YEL	YEL (18 AWG YEL) FROM TP-A
8	ORG	ORG (18 AWG ORG) FROM TP-A
9	BLU	BLU (18 AWG BLU) FROM TP-A
10	RED	RED (18 AWG RED) FROM TP-A
11	NONE	PLUG
12	NONE	PLUG



REVISIONS		
REV	DESCRIPTION	DATE APPROVED



ASSEMBLY INSTRUCTIONS

1. GRASP CRIMPED CONTACT BARRIL, HOLDING CONNECTOR WITH REAR GROMMET FACING YOU.
2. PUSH CONTACT STRAIGHT INTO CONNECTOR GROMMET UNTIL A CLICK IS FELT. A SLIGHT TUG WILL CONFIRM THAT IT IS PROPERLY LOCKED IN PLACE.
3. ONCE ALL CONTACTS ARE IN PLACE, INSERT GREEN WEDGE, CENTERED, SNAP GREEN WEDGE INTO PLACE.

PUBLICATION, DUPLICATION, DISCLOSURE, OR USE OF THIS DRAWING FOR ANY PURPOSE NOT EXPRESSLY AUTHORIZED IN WRITING BY MERCURY ELECTRONICS IS PROHIBITED

DRAWN / DATE	LGE	7-30-2014	 MERCURY ELECTRONICS DIVISION of DTP Inc. 3846 GREEN VALLEY RD. P.O. BOX 248 SEVEN VALLEYS, PA 17360 TEL: (717) 428-0222 FAX: (717) 428-0333
CHECKED / DATE	IAH	7-30-2014	
APPROVED / DATE	IAH	7-30-2014	
CUSTOMER / DATE	XXX	XXX	
PART NUMBER:	140723-INST		
NEXT ASSEMBLY:			
DIMENSIONS ARE INCHES UNLESS SPECIFIED			
SIZE	FSCM NO.	DWG NO.	REV
B	8P623	140723-INST	-
SCALE	NTS	SHEET	1 OF 1
TITLE: INSTRUCTION SHEET FOR ASSEMBLING CONNECTOR DT SERIES			